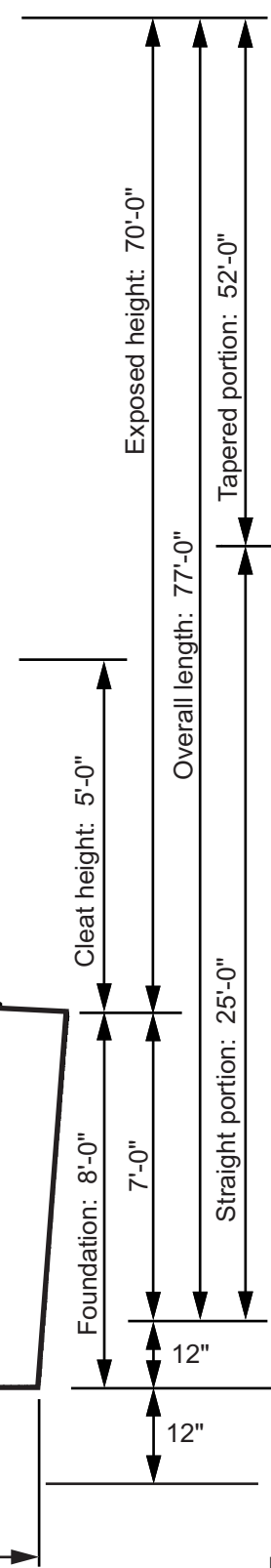
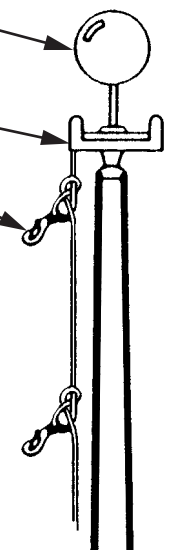




# Model ECX70

- 10" - 14 gauge spun aluminum ball  
gold anodized
- Double sheave truck, cast aluminum  
revolving, non-fouling type
- 3 Bronze swivel snap with covers  
per halyard
- 1 Set of halyards: #12 poly



1 - 9" Cast aluminum cleats

Aluminum flash collar

3000 PSI concrete

Hardwood wedges  
(supplied by others)

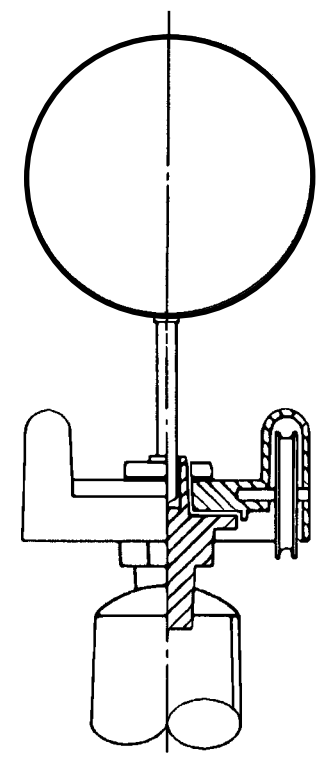
Dry sand tightly tamped  
after aligning pole

Foundation sleeve -16 ga  
hot dip galvanized steel

Steel centering wedges

1/4" Steel base plate

1/4" Steel support plate  
welded to grounding spike



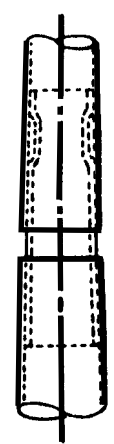
### Truck Detail

- Revolving, non-fouling truck
- Cast aluminum body
- Stainless steel ball bearings
- Nylon sheaves
- Cast aluminum spindle

All shafts with overall  
length of more than  
38'-6" are shipped in  
two sections.

Each section matched marked  
for field assembly. Exposed  
portion of jam sleeve must  
be **well lubricated** prior to  
assembly.

1-1/2" maximum shop  
gap allowed for field fitting  
(ram for tight joint)



Filename: ECX70 double sheave\_single halyard\_revolving truck.ai

Project:	Ground set tapered aluminum flagpole: ALLOY: 6063T6	EDER FLAG	Date:
Location:	Exposed height: 70'-0"	Overall height: 77'-0"	MANUFACTURING COMPANY
Architect:	Ship in 3 sections	Butt diameter: 10"	1000 W. Rawson Avenue
Contractor:	Top diameter: 4"	Wall thickness: .312"	Oak Creek, WI 53154
Customer:	Finish: 100 grit polish		Job: